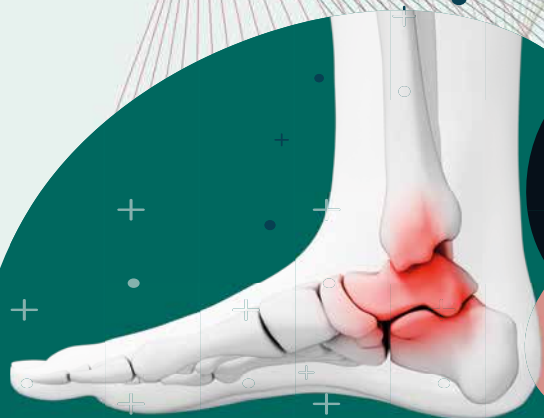




Under the Auspices of
HELLENIC ASSOCIATION
OF ORTHOPAEDIC SURGERY
AND TRAUMATOLOGY
Athens Academy Award 2004

 **BAFAS**
Balkan Foot & Ankle Society

2nd ATHENS Foot and Ankle Arthroscopy masterclass



with the participation
of Prof.
Dr. C. Niek van Dijk

HANDS ON PRACTICE

• LECTURES

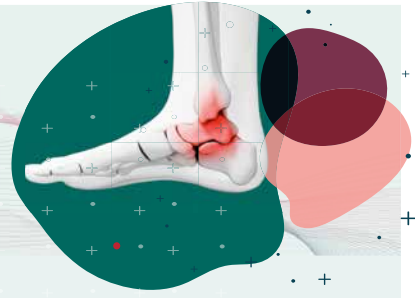
FINAL PROGRAM

31 OCTOBER
01 NOVEMBER
2025

ATTC
Anatomy Techniques & Training Center

AFEA

2nd ATHENS Foot and Ankle Arthroscopy masterclass



WELCOME MESSAGE

Dear colleagues and friends,

We are delighted to welcome you to the **2nd Athens Foot and Ankle Arthroscopy Masterclass** by **prof C. Niek van Dijk**, which takes place from **October 31st to November 1st, 2025**, in the historic city of Athens, Greece.

This high-level educational event is organized under the auspices of the **Hellenic Association of Orthopaedic Surgery & Traumatology** and in collaboration with the **Balkan Foot and Ankle Society (BAFAS)**

Prof van Dijk will share his insights and techniques including Tips & Tricks. His techniques have been implemented worldwide and he will share his recommendations based on a lifetime career and the current evidence. His mantra 'Why to do it is as important as How to do it'. In addition we have invited renowned international experts to share their knowledge and clinical experience. The scientific program will focus extensively on arthroscopic and minimally invasive techniques, covering a wide spectrum of soft tissue surgical procedures involving the Foot and Ankle. Case discussions will be part of the program.

As hosts and organizers, we are committed to delivering a scientifically enriching and professionally valuable experience for all participants.

We warmly thank you for joining us in what promises to be a dynamic and informative Masterclass.

Sincerely yours,



C. Niek van Dijk, MD, PhD

Professor (Em) University of Amsterdam,
Department of Orthopedic Surgery,
Amsterdam UMC location AMC,
the Netherlands
Ankle Unit, FIFA Medical Centre of
Excellence Ripoll-DePrado Sport Clinic
Madrid, Spain
Ankle Unit, FIFA Medical Centre of
Excellence Clínica do Dragão Porto,
Portugal



Athanasios Badekas

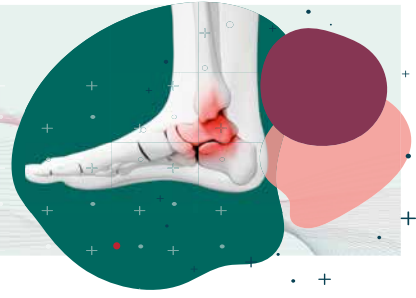
Orthopaedic Surgeon -
Traumatologist,
Director, 3rd Orthopaedic Clinic
Henry Dunant Hospital Center,
Athens, Greece



Antonios Pettas

Senior Consultant in
Orthopaedic Surgery
Thessaloniki, Greece
CEO and Co-founder of
Scandinavian Medical Center,
Limassol, Cyprus

2nd ATHENS Foot and Ankle Arthroscopy masterclass



ORGANIZATION



HELLENIC ASSOCIATION
OF ORTHOPAEDIC SURGERY
AND TRAUMATOLOGY
Athens Academy Award 2004

In cooperation with

Balkan Foot and Ankle Society (BAFAS)



PROFESSIONAL CONGRESS ORGANIZER



AFEA CONGRESS S.A.

PROFESSIONAL CONGRESS ORGANIZER

Λυκαβηττού 39-41, 10672 Αθήνα, Τηλ: +30 2103668888 - 852 - 833, Fax: +30 2103643511
email: congressdpt@afeacongress.gr

Member of

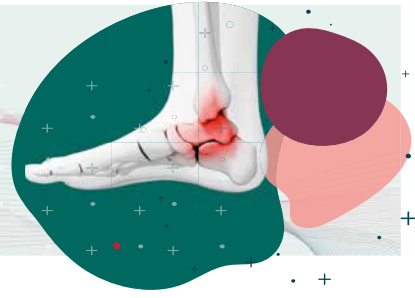


31 OCTOBER
01 NOVEMBER 2025

The background features a light teal color with a pattern of thin, wavy lines in shades of red and grey. In the center, there is a large, dark green, irregular shape containing the text. To the right of this shape are three overlapping circles in dark red, light red, and black. The entire composition is decorated with small white plus signs and dots scattered across the background.

**SCIENTIFIC
PROGRAMME**

2nd ATHERIS Foot and Ankle Arthroscopy masterclass



SCIENTIFIC PROGRAMME

FRIDAY, 31 OCTOBER 2025

08.30 - 09.00 **Registration**

09.00 - 09.30 **Opening Remarks**
Prof. C.N. Van Dijk, Course Chairman
A. Katsarov, President, BAFAS
K. Kateros, President HAOST

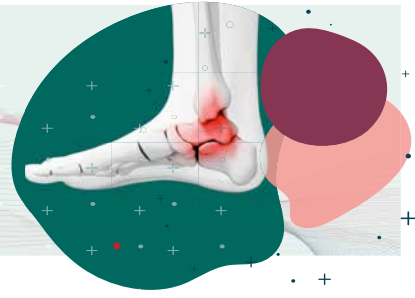
09.30 - 11.00 **Session 1**
Chairman: **A. Katsarov**

- 20 years of innovation in ankle arthroscopy and treatment of ankle disorders
C.N. Van Dijk
- Anterior ankle arthroscopy - Tips & Tricks
C.N. Van Dijk
- Discussion

11.00 - 11.25 **Break**

11.25 - 13.00 **Session 2**
Chairman: **A. Badekas**

- Talar OCD: the rationale for diagnosis and treatment, What when and how
P. Symeonidis
- Talar OCD the single incision technique tips & tricks
A. Badekas
- Ankle Instability: laxity vs instability, arthroscopic vs open treatment and approaches
C.N. Van Dijk
- Syndesmotic Instability
A. Katsarov
- Discussion



SCIENTIFIC PROGRAMME

FRIDAY, 31 OCTOBER 2025

13.00 - 13.30 **Lunch Break**

13.30 - 15.30 **Session 3**
Chairman: **P. Symeonidis**

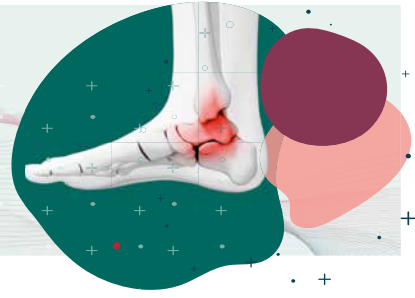
- Why does my foot hurt, and how can it be solved
C.N. Van Dijk
 - Achilles Tendon Ruptures: from injury to return to play
C.N. Van Dijk
 - Achilles Tendon pathology: the rational for diagnosis & treatment
C.N. Van Dijk
Discussion
 - Clinical Examination of the ankle
-

15.30 - 16.45 **Session 4**
Chairman: **A. Pettas**

- Microinstability: fact or fiction?
C.N. Van Dijk
 - Secondary treatment of OCD in the ankle?
C.N. Van Dijk
 - The role of alignment in the ankle
A. Katsarov
 - Current and future indications for Hindfoot Endoscopy
C.N. Van Dijk
Discussion
-

16.45 - 17.00 **Break**

2nd ATHERIS foot and ankle Arthroscopy masterclass



SCIENTIFIC PROGRAMME

FRIDAY, 31 OCTOBER 2025

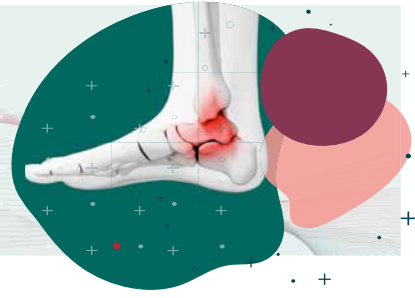
17.00 - 18.15

Session 5

Chairman: **N. Gougoulis**

- Posterior ankle impingement
A. Badekas
 - Tendoscopy
P. Symeonidis
 - Subtalar arthrodesis & midfoot arthrodesis
N. Gougoulis
 - Arthroscopic FHL tendon transfer
A. Pettas
- Discussion

2nd ATHERIS Foot and Ankle Arthroscopy masterclass



SCIENTIFIC PROGRAMME

SATURDAY, 1 NOVEMBER 2025

09.00 - 10.30 **Lecture**
The latest is always the greatest: interactive “a la Carte”
C.N. Van Dijk
Discussion

10.30 - 11.00 **Break**

11.00 - 14.30 **Hands on cadaver workshop**
Chief trainer: **C.N. Van Dijk**
Assistant trainers: **A. Katsarov, A. Pettas, N. Gougoulis, P. Symeonidis, A. Badekas, G. Koulalis, D. Mastrokalos**

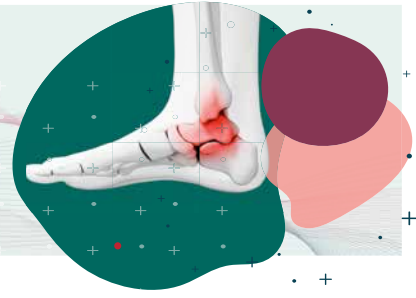
Hands on (practice on fresh frozen specimens)

1. Anterior ankle arthroscopy (ankle inspection removal of loose body, ATFL arthroscopic reconstruction)
C.N. Van Dijk, A. Badekas
2. Posterior ankle arthroscopy (os trigonum removal, haglood removal, FHL harvesting)
C.N. Van Dijk, A.Pettas
3. Tendoscopy of the peroneals (PTT)
C.N. Van Dijk, P. Symeonidis
4. Subtalar arthroscopy basic portals
C.N. Van Dijk, N.Gougoulis

14.30 - 14.45 **Closing remarks**
C.N. Van Dijk, A. Badekas, A. Pettas

The image features a light teal background with a grid of small white plus signs and dots. A large, dark green, irregular shape is positioned on the left side, containing the word "FACULTY" in white, bold, uppercase letters. To the right of this shape, there are three overlapping circles in shades of red and maroon. The background is also decorated with thin, wavy lines in red and grey, creating a sense of movement and depth. The overall design is modern and abstract.

FACULTY



FACULTY

Badekas Athanasios

Orthopaedic Surgeon - Traumatologist, Director, 3rd Orthopaedic, Clinic Henry Dunant Hospital Center, Athens, Greece

Gougoulias Nikolaos, MD, PhD

Consultant Orthopaedic Surgeon, Katerini, Greece, EFAS Council & Education Committee Member

Kateros Konstantinos

MD, MSc, PHD, FIOTA, Orthopaedic Surgeon, Director of A' Orthopaedic Department of Athens General Hospital «G. Gennimatas»

Katsarov Atanas, MD, PhD

Associate Professor, Ortomedica Clinic, Sofia, Bulgaria

Koulalis Dimitrios, MD, PhD

Associate Professor in Orthopaedic Surgery University of Athens, Consultant in Orthopaedic Surgery, 1st Orthopaedic Department, University of Athens, University Hospital "ATTIKON" Department of Robotic Assisted Orthopaedic Surgery, Department of Sports Medicine

Mastrokalos D.

Pettas Antonios, MD

Senior Consultant in Orthopaedic Surgery, Thessaloniki, Greece, CEO and Co-founder of Scandinavian Medical Center, Limassol, Cyprus

Savidou Olga

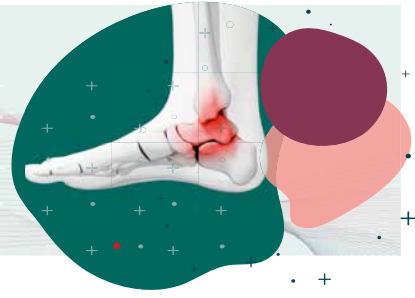
Professor of Orthopedics, National and Kapodistrian University of Athens, ATTIKON University Hospital, Athens, Greece

Symeonidis Panagiotis, MD, PhD

Orthopaedic Surgeon, Foot & Ankle Specialist

The image features a light teal background with a grid of small white plus signs and dots. A large, dark green, irregular shape is positioned on the left, containing the text 'GENERAL INFORMATION' in white, bold, sans-serif font. To the right of this shape are three overlapping circles in shades of red and maroon. The background is decorated with thin, wavy lines in red and grey, creating a sense of motion and depth.

**GENERAL
INFORMATION**



GENERAL INFORMATION



Course Dates

31 October - 1 November 2025



Venue



35 Sorou St, 151 25 Maroussi, Athens - Greece



Secretariat Operating Hours

The Course Secretariat will be operating at the venue according to the following time schedule for the provision of support to Participants, Speakers and Sponsors.

Friday, 31 October 2025	08.30 - 18.30
Saturday, 1 November 2025	08.30 - 15.00



Course Language

The official language of the Course is English. No interpretation will be provided.



Online evaluation form

Upon completion of the course, an online evaluation form will be shared with all registered participants. The submission of the evaluation form dully completed is a pre-requisite for the receipt of the certificate of attendance and the respective ECMES.



Accreditation

2nd Athens Foot and Ankle Arthroscopy Masterclass” was awarded with 15,5 ECMECs by the Panhellenic Medical Association.



Certificate of Attendance

Certificates of attendance along with ECMECs credits will be sent electronically to registered participants after the end of the course and upon submission of the online evaluation form dully completed.



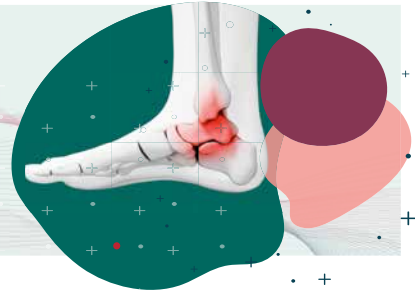
Technical Secretariat

All Speakers are kindly requested to have their presentations available in electronic format (USB sticks). The use of personal computers and tablets is not allowed. All presentations will be delivered at least one (1) hour before the start of the session to the technician in the meeting room.



Smoking Policy

Smoking is not allowed at the venue.



GENERAL INFORMATION



Liability & Insurance

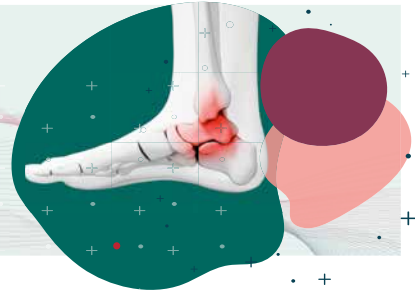
The Organizers accept no liability for any personal injury, loss or damage of property or additional expenses incurred to symposium participants either during the symposium or as result of delays, strikes or any other circumstances. Participants are requested to make their own arrangements with respect to health and travel insurance.



Currency – Credit Cards

Greece is a member of the eurozone, the group of EU countries that use Euro (€). No other currency is accepted. Major cities of Greece, as Athens, are cash-free to a great extent and the use of debit and credit cards is very widespread. All major credit cards are accepted in almost all hotels, shops and restaurants. Stickers in the front windows will advise you as to which cards are accepted. Banks are open from Monday to Thursday, 8:00 - 14:30 hrs and on Friday, 8:00 - 14:00 hrs on Saturdays and Sundays they are closed. Using an ATM is probably the best way to get some cash in euro while you are traveling in Greece.

2nd **ATHERIS**
foot and ankle
Arthroscopy masterclass



SPONSORS



Smith+Nephew

